

# IKHTISAR KEUANGAN

## Financial Highlights

Angka-angka dalam seluruh tabel dan grafik dinyatakan dalam miliar rupiah dan menggunakan notasi bahasa Indonesia, kecuali disebutkan lain.

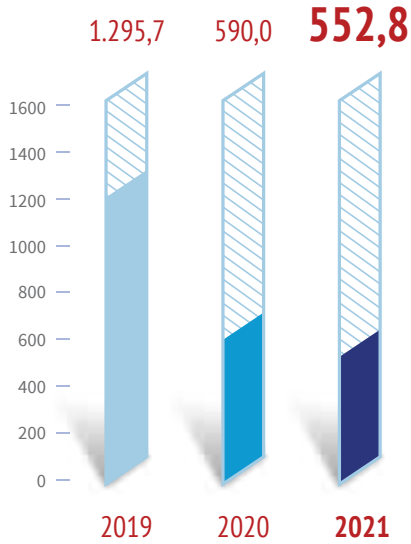
Figures in all tables and graphs are expressed in billion rupiah and use Indonesian notation, unless otherwise stated.

Laporan Laba Rugi Komprehensif	2021	2020	2019	Comprehensive Statement of Profit or Loss
Pendapatan	552,8	590,0	1.295,7	Revenue
Laba Bruto	332,3	353,4	880,6	Gross Profit
EBITDA	47,8	53,6	359,7	EBITDA
Laba (Rugi) Usaha	(220,4)	(160,7)	178,4	Profit (Loss) from Operations
Laba (Rugi) Tahun Berjalan	(333,4)	(235,8)	143,5	Profit (Loss) for the Year
Total Laba (Rugi) Komprehensif Tahun Berjalan	(308,8)	(265,3)	117,0	Total Comprehensive Income (Loss) for the Year
<b>Laba (Rugi) Tahun Berjalan yang Dapat Diatribusikan kepada:</b>				<b>Profit (Loss) For the Year Attributable to:</b>
Pemilik Entitas Induk	(210,4)	(143,2)	110,9	Owners of the Parent Entity
Kepentingan Non-Pengendali	(123,0)	(92,6)	32,6	Non-Controlling Interests
<b>Total Laba (Rugi) Tahun Berjalan</b>	<b>(333,4)</b>	<b>(235,8)</b>	<b>143,5</b>	<b>Total Income (Loss) for the Year</b>
<b>Laba (Rugi) Komprehensif Tahun Berjalan yang Dapat Diatribusikan kepada:</b>				<b>Comprehensive Profit (Loss) For the Year Attributable to:</b>
Pemilik Entitas Induk	(195,2)	(159,7)	96,6	Owners of the Parent Entity
Kepentingan Non-Pengendali	(113,6)	(105,6)	20,4	Non-Controlling Interests
<b>Total Laba (Rugi) Komprehensif Tahun Berjalan</b>	<b>(308,8)</b>	<b>(265,3)</b>	<b>117,0</b>	<b>Total Comprehensive Income (Loss) for the Year</b>
Laba (Rugi) per Saham Dasar yang Dapat Diatribusikan kepada Pemilik Entitas Induk (dalam Rupiah penuh)	(91)	(62)	48	Basic Earnings (Loss) Per Share Attributable to Owners of the Parent Entity (in full Rupiah)
<b>Laporan Posisi Keuangan Konsolidasian</b>				<b>Consolidated Statement Of Financial Position</b>
Aset Lancar	1.248,5	1.199,6	1.425,7	Current Assets
Aset Tidak Lancar	4.434,1	4.552,0	4.165,5	Non-Current Assets
<b>Total Aset</b>	<b>5.682,5</b>	<b>5.751,6</b>	<b>5.591,2</b>	<b>Total Assets</b>
Liabilitas Jangka Pendek	748,3	690,1	821,8	Current Liabilities
Liabilitas Jangka Panjang	2.225,6	2.044,9	1.465,3	Non-Current Liabilities
<b>Total Liabilitas</b>	<b>2.973,9</b>	<b>2.735,0</b>	<b>2.287,1</b>	<b>Total Liabilities</b>
Ekuitas yang Dapat Diatribusikan kepada Pemilik Entitas Induk	2.021,8	2.216,4	2.398,9	Equity Attributable to Owners of The Parent Entity
<b>Total Ekuitas</b>	<b>2.708,6</b>	<b>3.016,6</b>	<b>3.304,1</b>	<b>Total Equity</b>
<b>Rasio Keuangan</b>				<b>Financial Ratios</b>
Pertumbuhan Pendapatan	-6,3%	-54,5%	-15,6%	Annual Revenue Growth
Laba Bruto terhadap Pendapatan	60,1%	59,9%	68,0%	Gross Profit to Revenues
Laba (Rugi) Bersih terhadap Pendapatan	-38,1%	-24,3%	8,6%	Net Profit (Loss) To Revenues
Laba (Rugi) Bersih terhadap Total Aset	-3,7%	-2,5%	2,0%	Net Profit (Loss) to Total Assets
Laba (Rugi) Bersih terhadap Ekuitas	-7,8%	-6,5%	4,6%	Net Profit (Loss) to Total Equity
Aset Lancar terhadap Liabilitas Jangka Pendek (x)	1,7	1,7	1,7	Current Assets to Current Liabilities
Total Pinjaman terhadap EBITDA (x)	38,8	29,0	3,9	Total Loan to EBITDA (x)
Total Liabilitas terhadap Aset (x)	0,5	0,5	0,4	Total Liabilities to Assets (x)
Total Liabilitas terhadap Ekuitas (x)	1,1	0,9	0,7	Total Liabilities to Equity (x)
<b>Kurs USD (Rupiah Penuh)</b>	<b>14.269</b>	<b>14.105</b>	<b>13.901</b>	<b>USD Exchange Rate (In Full Rupiah Amount)</b>

## PENDAPATAN

Revenue

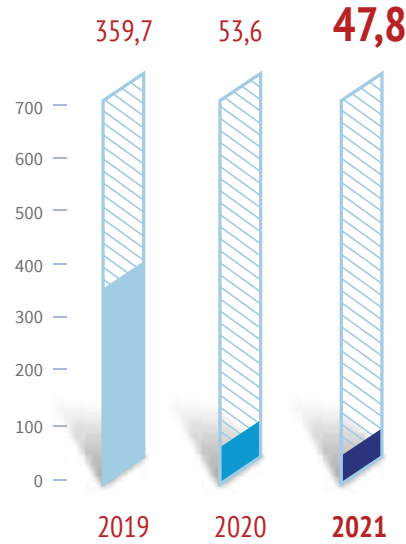
Miliar Rp  
Billion Rp



## EBITDA

EBITDA

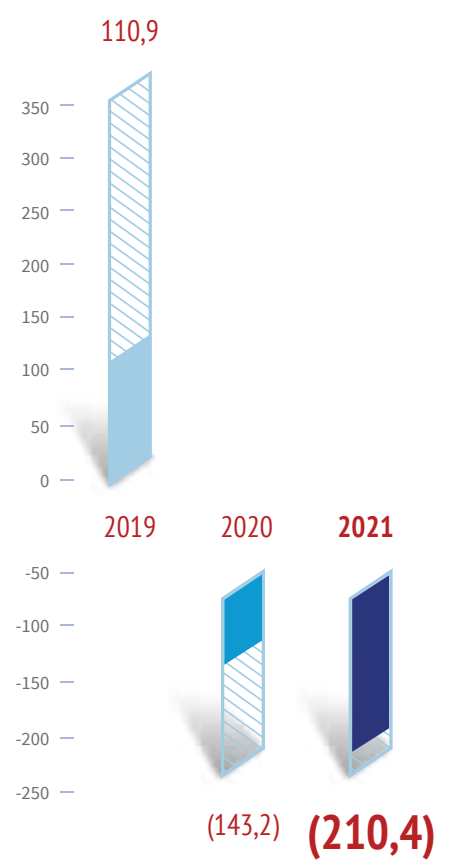
Miliar Rp  
Billion Rp



## LABA (RUGI) BERSIH

Net Profit (Loss)

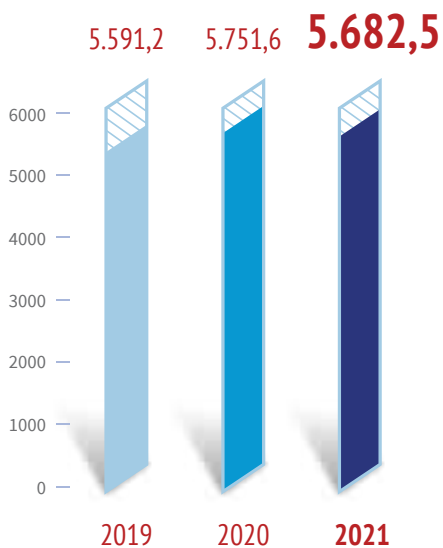
Miliar Rp  
Billion Rp



## ASET

Assets

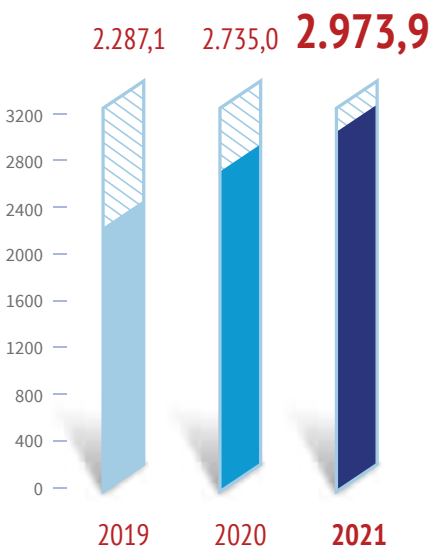
Miliar Rp  
Billion Rp



## LIABILITAS

Liabilities

Miliar Rp  
Billion Rp



## EKUITAS

Equity

Miliar Rp  
Billion Rp

